
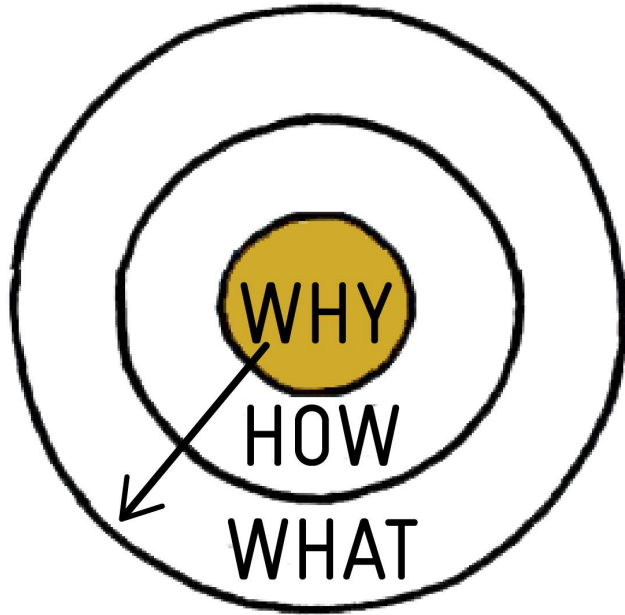


Advancement Via Individual Determination

Getting Equity Right: Systems make a difference
Hillsboro School District & Vancouver Public Schools
University of Portland - May 18, 2016



Today we will share **AVID** is the...



Why -- Guiding learning communities to move with purpose and toward our common mission

How -- Intentional instructional strategies for WICOR, CORNELL Note-making system and the AVID Elective.

What -- Strategic support systems for increasing access to a college bound culture to provide more students equitable access to rigorous courses.

AVID's mission is to close the achievement gap by preparing all students for college readiness and success in a global society.

Mission Statement

Vancouver Public Schools, Washington

In partnership with home and community, Vancouver Public Schools provides an innovative learning environment that engages and empowers each student to develop the knowledge and essential skills to become a competent, responsible and compassionate citizen.

Hillsboro School District, Oregon

Engage and challenge all learners to ensure academic excellence.

Who do you serve and support?

Elbow partner -- introduce
yourself Name, position,
organization --

Do you you know your mission?

Do your daily
actions/interactions support our
respective mission statements?

Demographics of Two Schools


Columbia River HS: 1225 students

American Indian/AK Native:	1%
Asian Pacific Islander:	4%
Black:	2%
Hispanic:	10%
White:	77%
Free/Reduced:	22%

Century HS: 1582 students

American Indian	1%
Asian Pacific Islander	15%
Black	4%
Hispanic	27%
White	48%
Free/Reduced	43%

Mindset



The AVID Student



Has academic potential

- Average-to-high test scores
- 2.0 to 3.5 GPA
- College potential with support
- Desire and determination

The 11 Essentials: Set up AVID

1. **Student Selection**

Focus on those students in the academic “middle”

2. **Voluntary Participation:**

Students and Staffuly have to want participate

3. **AVID Elective**

Must take place during the instructional day

4. **Enrollment**

For AVID to impact campus wide - students must be exposed to the most rigorous curriculum: acceleration not remediation

The 11 Essentials: Deliver AVID

5. **Organizational** Skills

Promoting academic self-management

6. **Writing** and **Reading** to Learn

7. **Inquiry** and **Collaboration** to learn and promote critical thinking

8. Trained **Tutors**

The 11 Essentials: Support AVID

9. Data **Collection** and **Analysis** to inform instruction and schoolwide implementation.
10. **School** and **District** resource **commitments**
11. Active **interdisciplinary** Site **Team**

AVID Transforms

Instruction

AVID Schoolwide instruction occurs when the entire instructional staff utilizes AVID strategies, other best instructional practices, and 21st century tools to engage and ensure college readiness

AVID Transforms

Systems

When systems are in place that support governance, curriculum and instruction, data collection and analysis, professional learning and student/parent outreach to ensure college readiness and improved academic performance for all students.

AVID Transforms

Leadership

Leadership sets the vision and tone that promotes college readiness and high expectations for all students in the school.

AVID Transforms

Culture

Schoolwide culture is evident when the AVID philosophy progressively shifts beliefs and behaviors resulting in an increase of students meeting college readiness requirements.

AVID Is Schoolwide

when ...

instruction, systems, leadership and culture are strong.


Schoolwide means college readiness is accessible to all, there are improved academic opportunities for all and purpose is clearly aligned.

Barriers

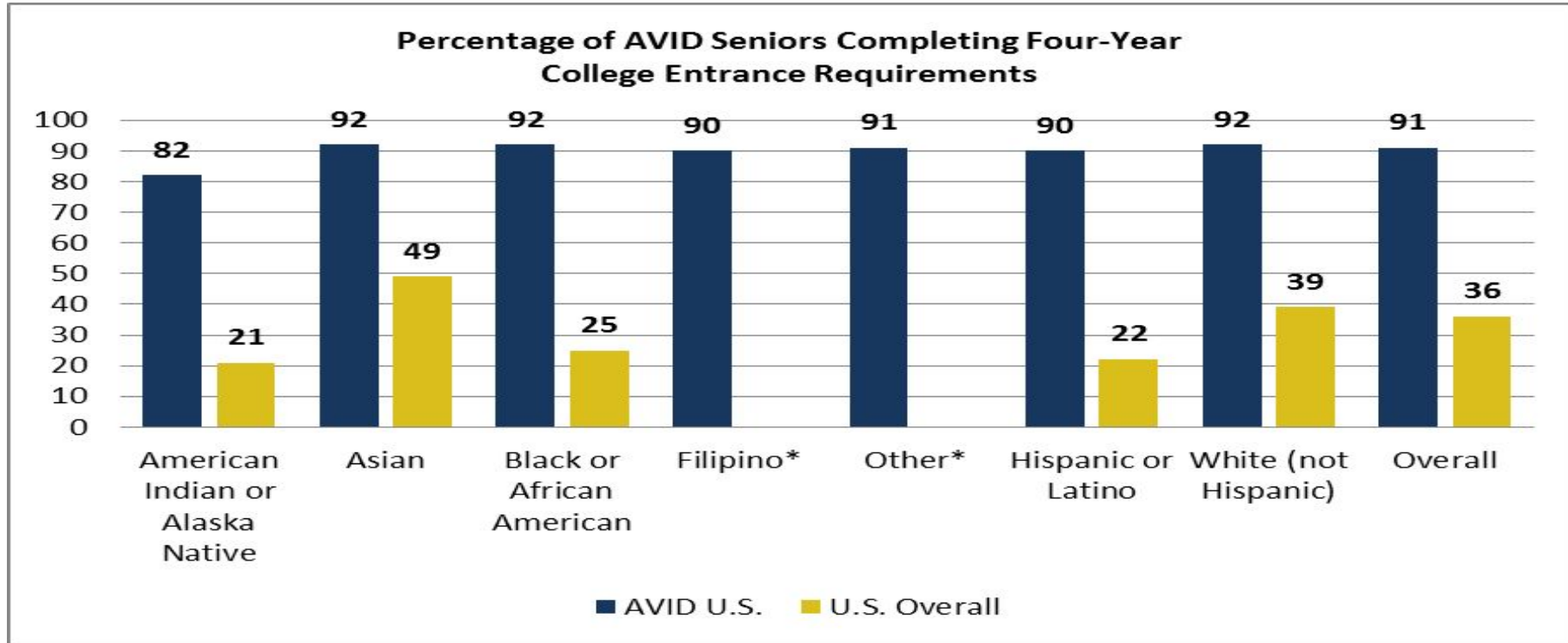
Not everyone drinks the Koolaid



Numbers & Students



AVID Closes the Achievement Gap

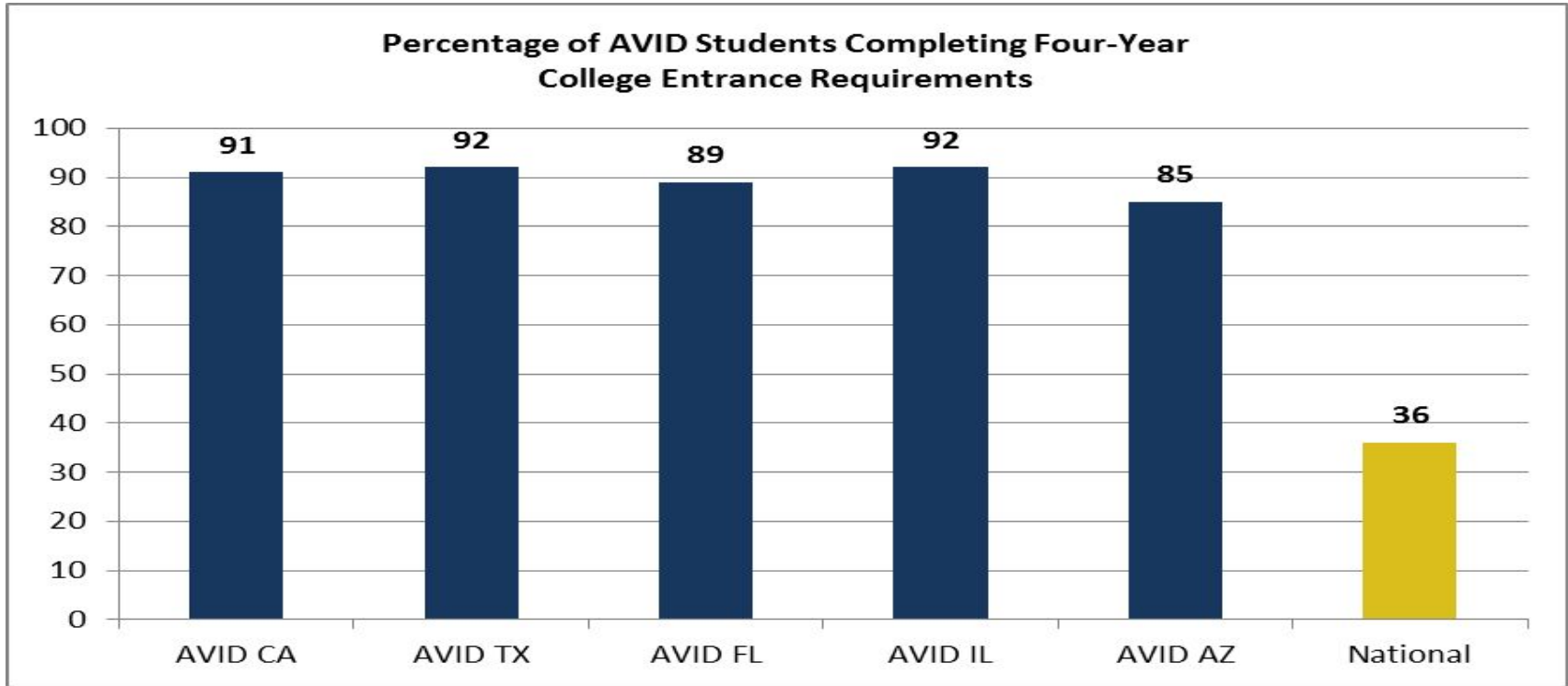


AVID Center. AVID Senior Data Collection. Study of 33,204 AVID Seniors, [Electronic Database]. (2011- 2012).

COMPARATOR: Greene, J. P., & Forster G. (September, 2003). Education working paper no. 3: Public high school graduation and college readiness rates in the United States [White paper]. New York, NY: Manhattan Institute for Policy Research. Retrieved from http://www.manhattan-institute.org/html/ewp_03.htm

*Filipino and Other not classified in this study.

AVID students complete four-year college entrance requirements



AVID Senior Data Collection 2011-2012, AVID CA n = 16553; AVID TX n = 5211; AVID FL n = 1806; AVID IL n = 1421; AVID AZ n = 887

Enrollment and Persistence

2010 AVID Graduates

Over 22,000 AVID seniors were submitted to the National Student Clearinghouse (NSC) in the winter of 2010

Year 1 of College in 2010 - 14,765 (67%) were found to have enrolled at a two-year or four-year institute during the first autumn after graduation

Year 2 of College in 2011 - 86% enrolled in their second year of college

Year 3 of College in 2012 - 78% enrolled in their third year of college

Year 4 of College in 2013 -It appears that 70% - 74% enrolled in their fourth year of college

The role of data

Oregon - state participation & growth

- **35 Districts**
- **169 Sites**
- **6,980 students in the AVID elective**

Washington - state participation & growth

- **71 Districts**
- **287 Sites**
- **15,059 students in the AVID elective**

Hillsboro School District Data



HILLSBORO SCHOOL DISTRICT 1J REPORT FOR 2014-2015

The data for 2014-2015 is not complete and will not be final until the close of the 2014-2015 data collection cycle.
A draft notation in the upper right corner of this report indicates the data collection cycle is currently open.



Enrollment in Courses of Rigor in Hillsboro School District 1J

	9th Graders	10th Graders	11th Graders	12th Graders	District Total	State Average	Division Average
AP, IB OR CAMBRIDGE	32	91	62	23	208	88	80

Prior Year's AVID Seniors; Class of 2014

	District	State Total	Division Total
NUMBER OF SENIORS IN LAST YEAR'S AVID CLASS	66	410	4,135
AVERAGE NUMBER OF SENIORS IN LAST YEAR'S AVID CLASS	N/A	58	35
PERCENT GRADUATING ON TIME	100.0%	99.5%	99.4%
PERCENT IN AVID AT LEAST THREE YEARS	87.9%	87.1%	79.2%
PERCENT COMPLETING FOUR-YEAR COLLEGE ENTRANCE REQUIREMENTS	100.0%	89.5%	92.9%
PERCENT TAKING THE SAT AND/OR ACT EXAM	89.4%	88.0%	94.5%
PERCENT TAKING AT LEAST ONE AP/IB EXAM	69.7%	56.8%	63.3%

Percentages are calculated against all Prior Year's seniors at each level. (e.g. "Percent Graduating" for the school is calculated against "Number of Seniors in Last Year's AVID Class" at the school)

AVID at two showcase high schools

Columbia River High School:

8% of all students are enrolled in AVID in the elective

45% of Faculty have been to Summer Institute - 9th grade will move to SBG with 9th Academy model (English, Env. Science & Health) + WICOR

30% increase in IB testing due to district paying for all exams - goal is 100%

98% participation in SAT (11th) & PSAT for grades 10-12

Century High School:

16% of all students are enrolled in the AVID elective

70% of teachers have been to Summer Institute or Path Training

From 261 students to 585 students taking at least one AP class since implementation of AVID.

Every AVID student takes the PSAT, ACT Aspire and/or ACT, SAT.

Impacting Advanced Placement & IB

Common Growth in Enrollment

CHS currently offers 15 AP Courses

AP Language - 99 to 144

AP Literature - 24 to 72

AP US History - 66 to 130

AP European History - 66 to 142

AP Government - 30 to 109

AP Biology - 0 to 60

AP Chemistry - 0 to 30

AP Spanish - 8 to 28

AP Human Geography - 0 to 130

River offers 20 IB courses & subsequent exams

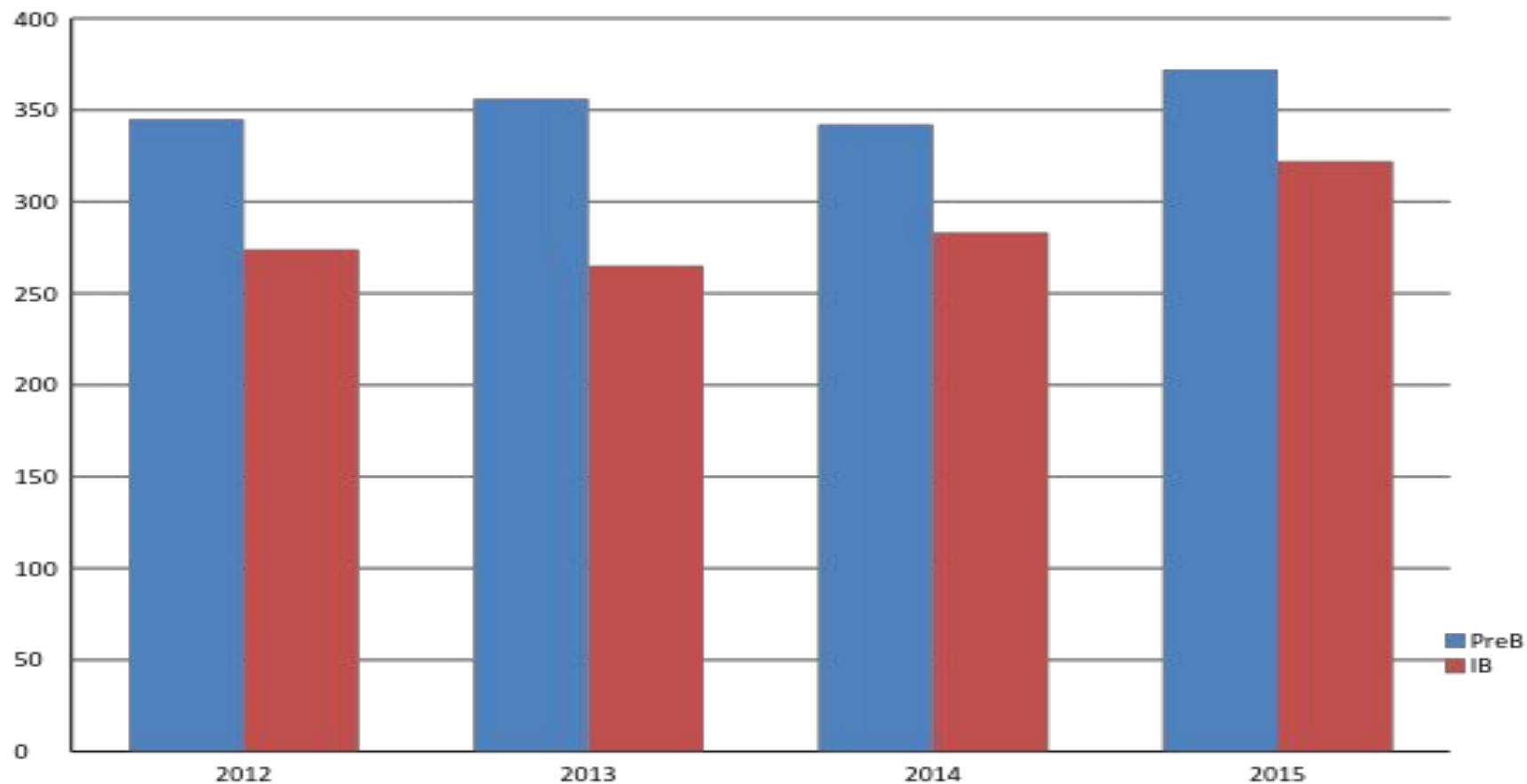
New Courses at River since 2014....

IB Computer Science

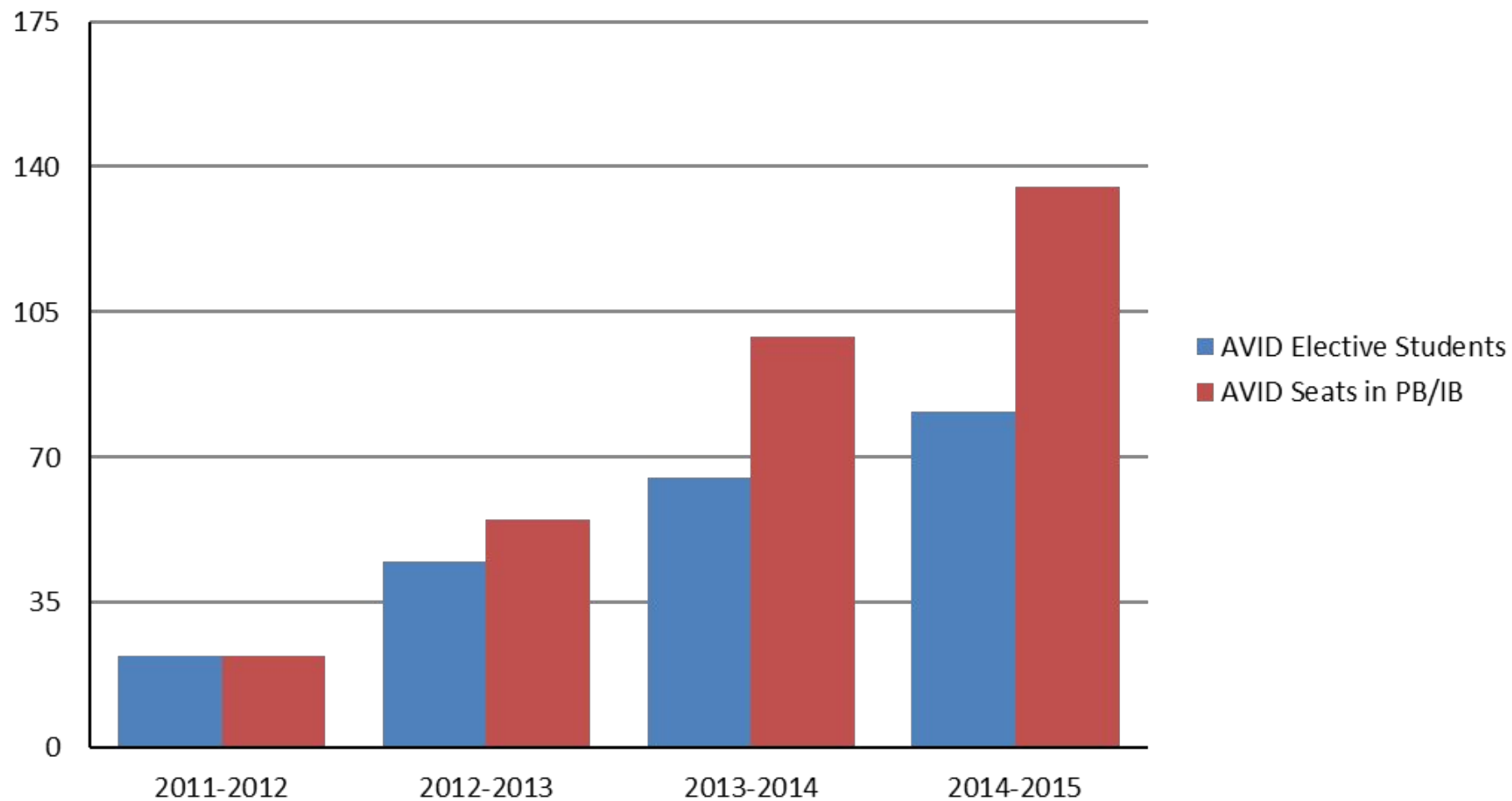
IB Global Politics

IB English SL as an opening for more students
to access IB (Taught by AVID 11 Elective
Instructor)

Enrollment in PB/ IB Courses



Growth of PB/IB and AVID



Advanced Placement Data - 2014

	Students	Asian	Black	Hispanic	White	Multi-Racial
Ethnicity Totals 10-12	1024	163	45	314	623	37
Totals (students in AP Courses)	458	95	15	92	239	10
AP % within group	38%	58%	29%	38%	38%	27%
Century HS		13.5%	3.7%	26%	51.7%	3%
CHS 2016	585/835 exams					

AVID Students in 2014

- 28 AVID Seniors - 25 in at least one AP/PSU class, 17 in at least two AP class
- 60 AVID Juniors - 37 in at least one AP class, 18 in at least two AP classes
- 32 AVID Sophomores - 12 in one AP class

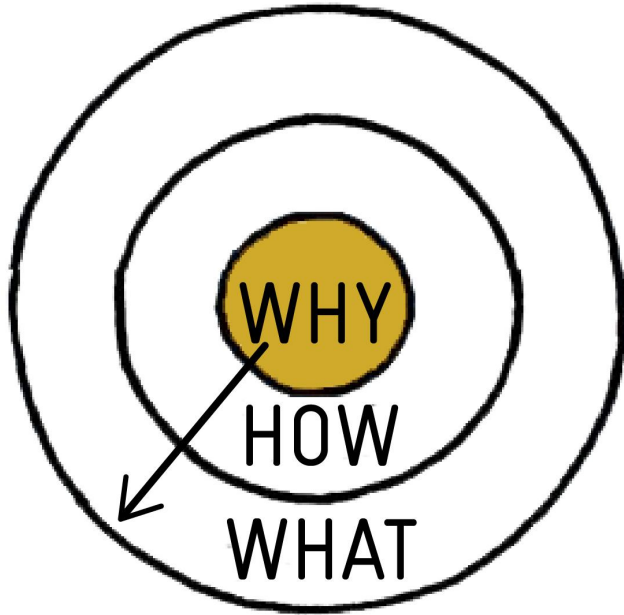
What is your Why?



Know your why

Walk toward purpose

Today we shared **AVID** is the...



Why -- Guiding learning communities to move with purpose and toward our common mission

How -- Intentional instructional strategies for WICOR, CORNELL Note-making system and the AVID Elective.

What -- Strategic support systems for increasing access to a college bound culture to provide more students equitable access to rigorous courses.